

**PK 26.002 TEC 3
PK 28.002 TEC 5
PK 29.502 TEC 7**

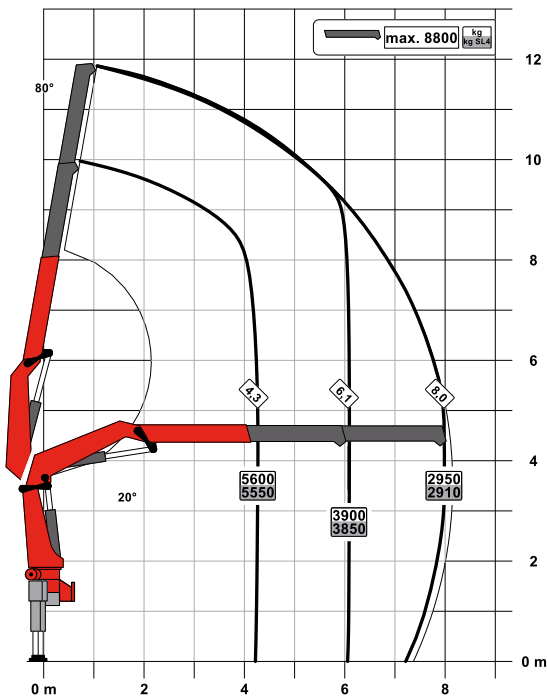
**LOW MAINTENANCE –
HIGH UPTIME**

LIFETIME EXCELLENCE

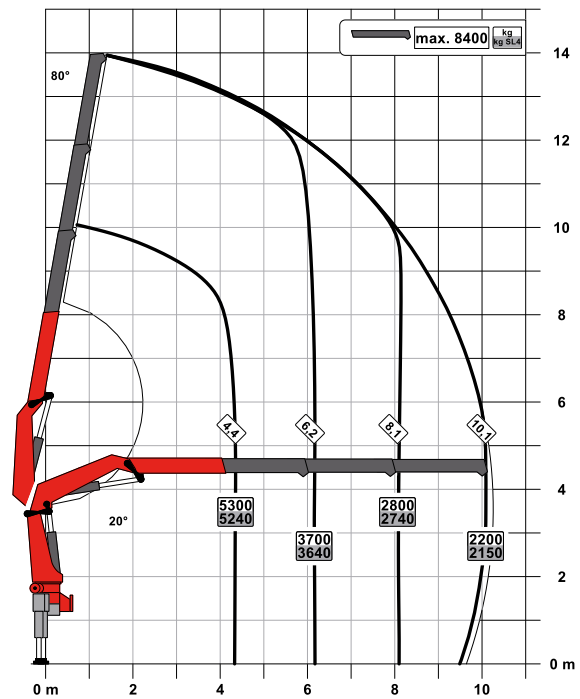


LIFTING CAPACITIES, TECHNICAL DATA AND MODEL LINES

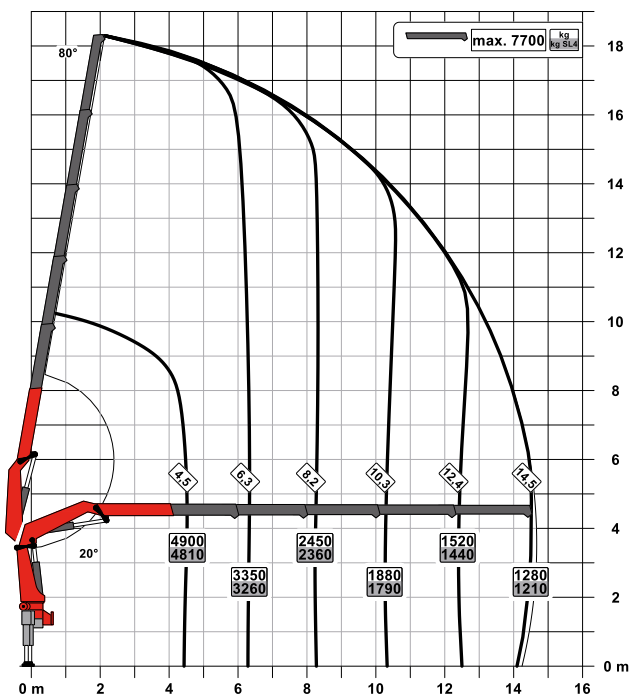
A

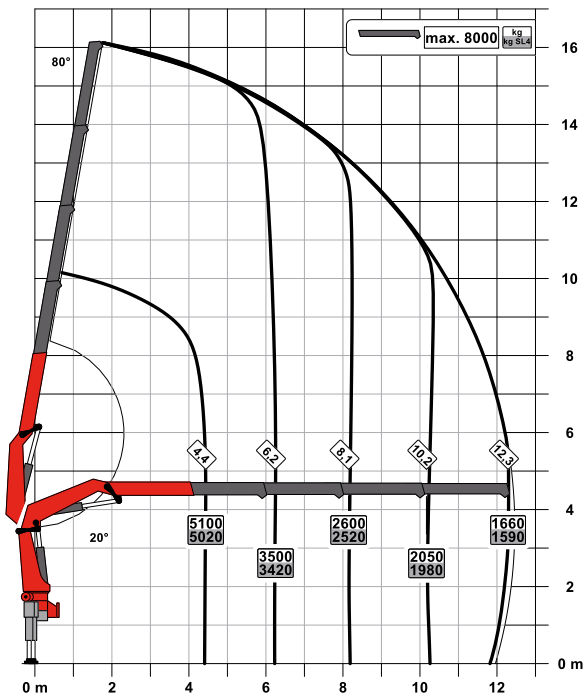


B



D



C

Technical specifications

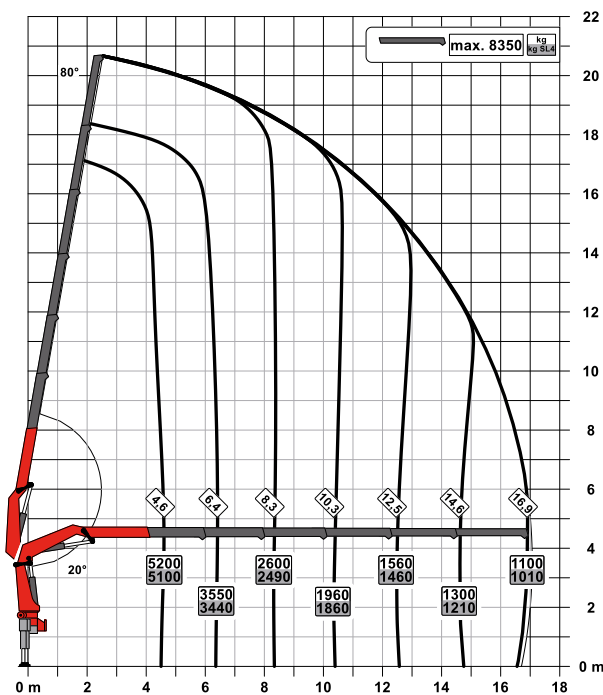
EN 12999 HC1 HD4/S2

Max. lifting moment	24.4 mt/239.1 kNm	176,340 ft.lb
Max. lifting capacity	9200 kg/90.3 kN	20,280 lb
Max. hydraulic outreach	14.7 m	48' 3"
Slewing angle	408 °	
Slewing torque	2.8 mt/27.5 kNm	25,280 ft.lb
Stabiliser spread (std./max.)	5.6 m/7.4 m	18' 6"/24' 3"
Fitting space required (std.)	1.13 m	3' 8"
Width folded	2.55 m	8' 4"
Max. operating pressure	340 bar	4,930 psi
Recommended pump capacity	from 60 l/min to 80 l/min	15.9 US gpm 21.1 US gpm
Dead weight	2675 kg	5,900 lb

TEC 3

- Power Link Plus
- Paltronic
- Manual control
- Optional:
 - Rope Winch 2.5 t

E



Technical specifications EN 12999 HC1 HD4/S2

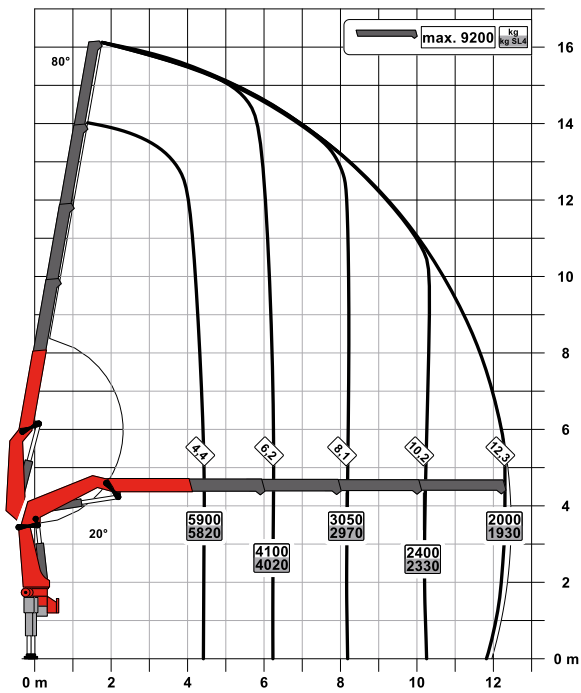
Max. lifting moment	26.9 mt/263.4 kNm	194,260 ft.lb
Max. lifting capacity	10000 kg/98.1 kN	22,050 lb
Max. hydraulic outreach	21.8 m	71' 6"
Max. outreach (with fly jib)	29.9 m	98' 1"
Slewing angle	408 °	
Slewing torque	2.8 mt/27.5 kNm	20,280 ft.lb
Stabiliser spread (std./max.)	5.6 m/ 7.4 m	18' 6"/ 24' 3"
Fitting space required (std.)	1.25 m	4' 1"
Width folded	2.55 m	8' 4"
Max. operating pressure	370 bar	5,365 psi
Recommended pump capacity	from 90 l/min to 110 l/min	23.8 US gpm 29.1 US gpm
Dead weight	2700 kg	5,950 lb

TEC 5

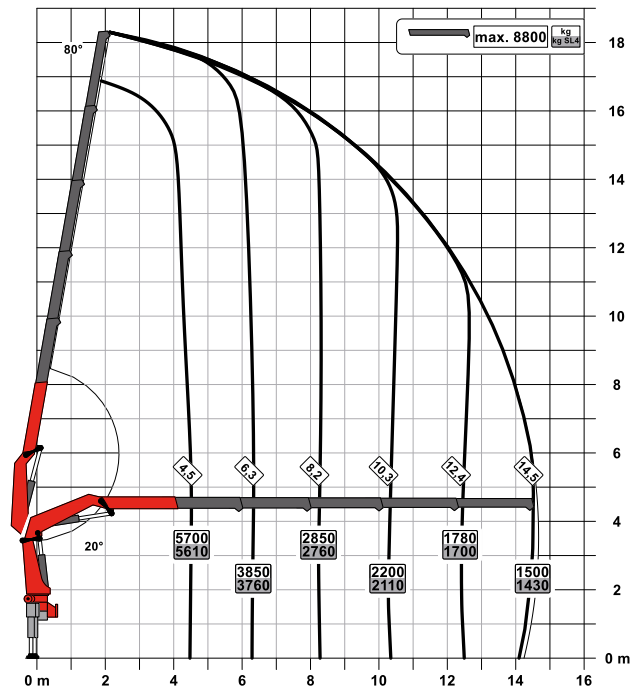
- Power Link Plus
- Paltronic
- S-HPLS
- Scanreco P3
- Soft Stop
- Optional:
 - HPSC-Plus LOAD
 - AOS
 - SRC
 - PJ075 with DPS-P
 - PJ090 with DPS-P
 - Rope Winch 2.5 t

LIFTING CAPACITIES, TECHNICAL DATA AND MODEL LINES

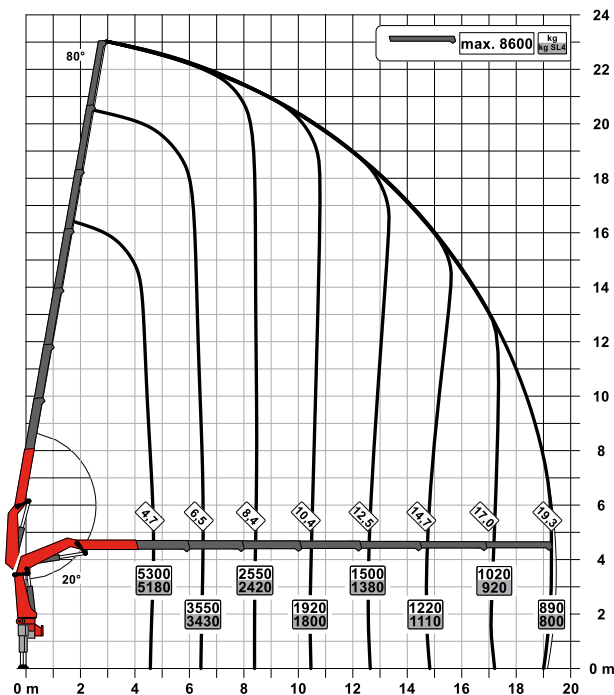
C



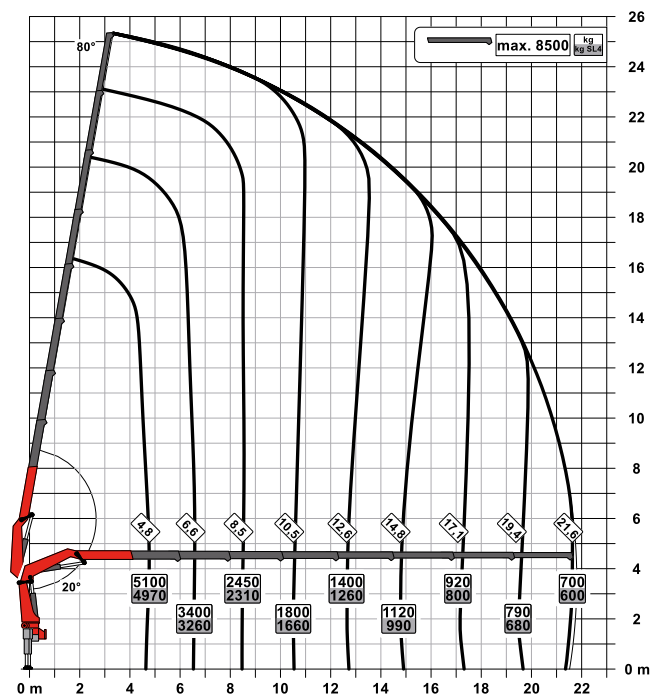
D

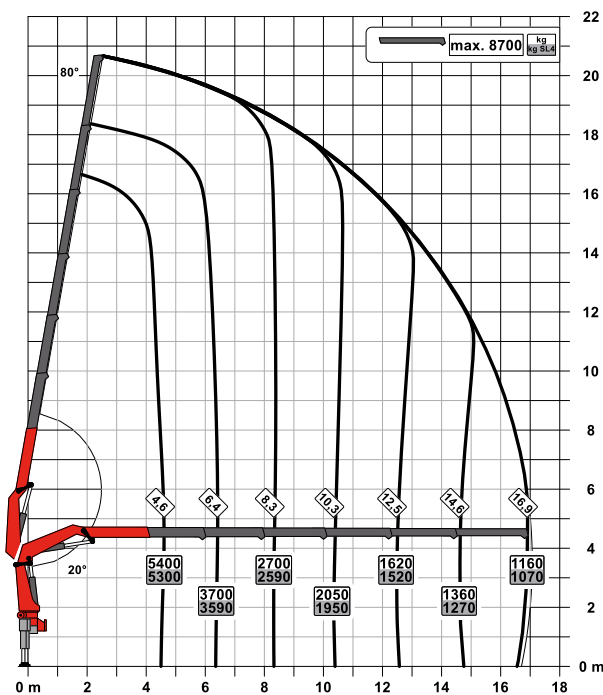


F



G



E

Technical specifications

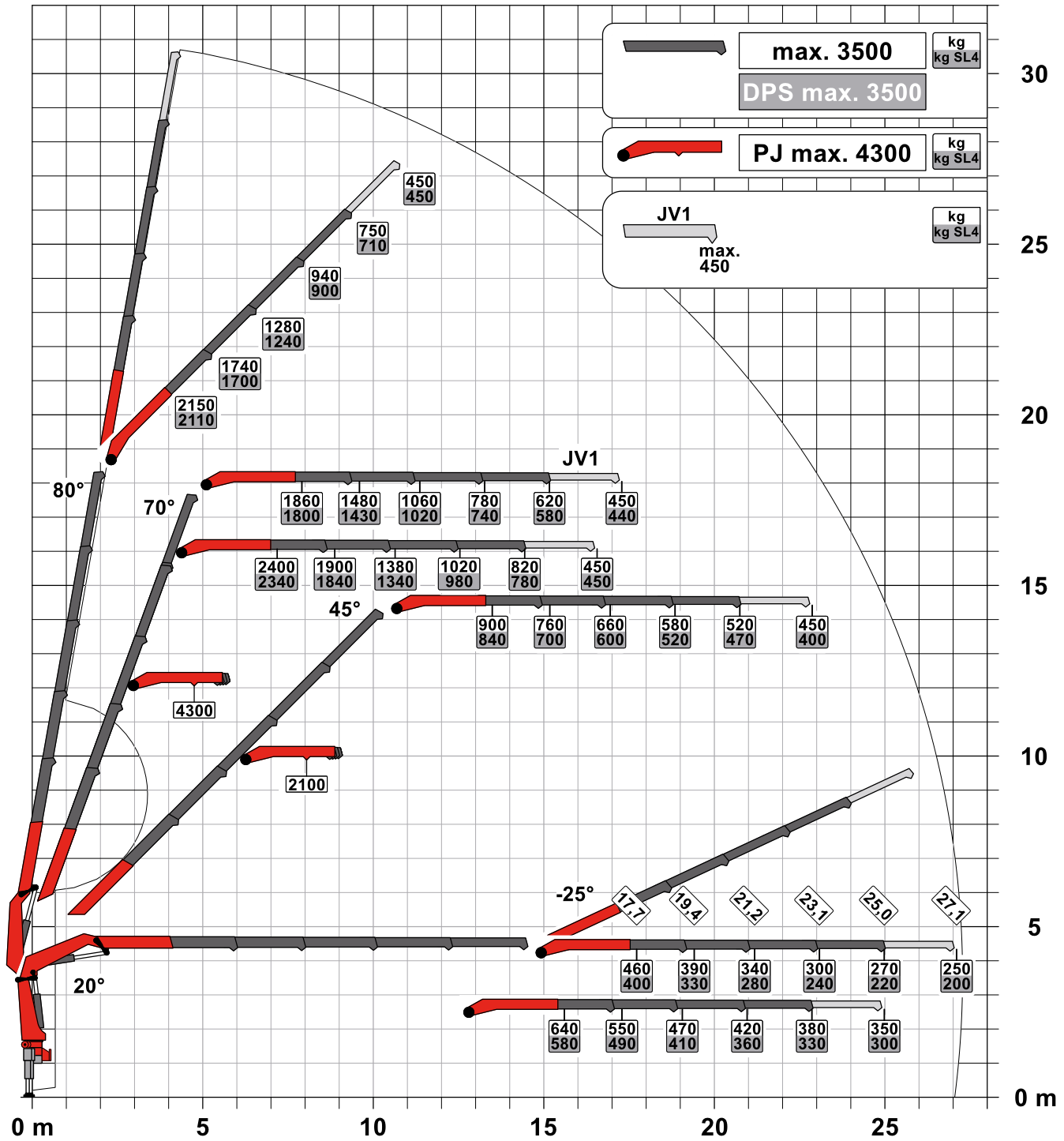
EN 12999 HC1 HD5/S2

Max. lifting moment	28.1 mt/275.5 kNm	203,180 ft.lb
Max. lifting capacity	10000 kg/98.1 kN	22,050 lb
Max. hydraulic outreach	21.8 m	71' 6"
Max. outreach (with fly jib)	29.9 m	98' 1"
Slewing angle	408 °	
Slewing torque	3.0 mt/29.4 kNm	21,680 ft.lb
Stabiliser spread (std./max.)	5.6 m/ 7.4 m	18' 6"/ 24' 3"
Fitting space required (std.)	1.25 m	4' 1"
Width folded	2.55 m	8' 4"
Max. operating pressure	385 bar	5,585 psi
Recommended pump capacity	from 90 l/min to 110 l/min	23.8 US gpm 29.1 US gpm
Dead weight	2700 kg	5,950 lb

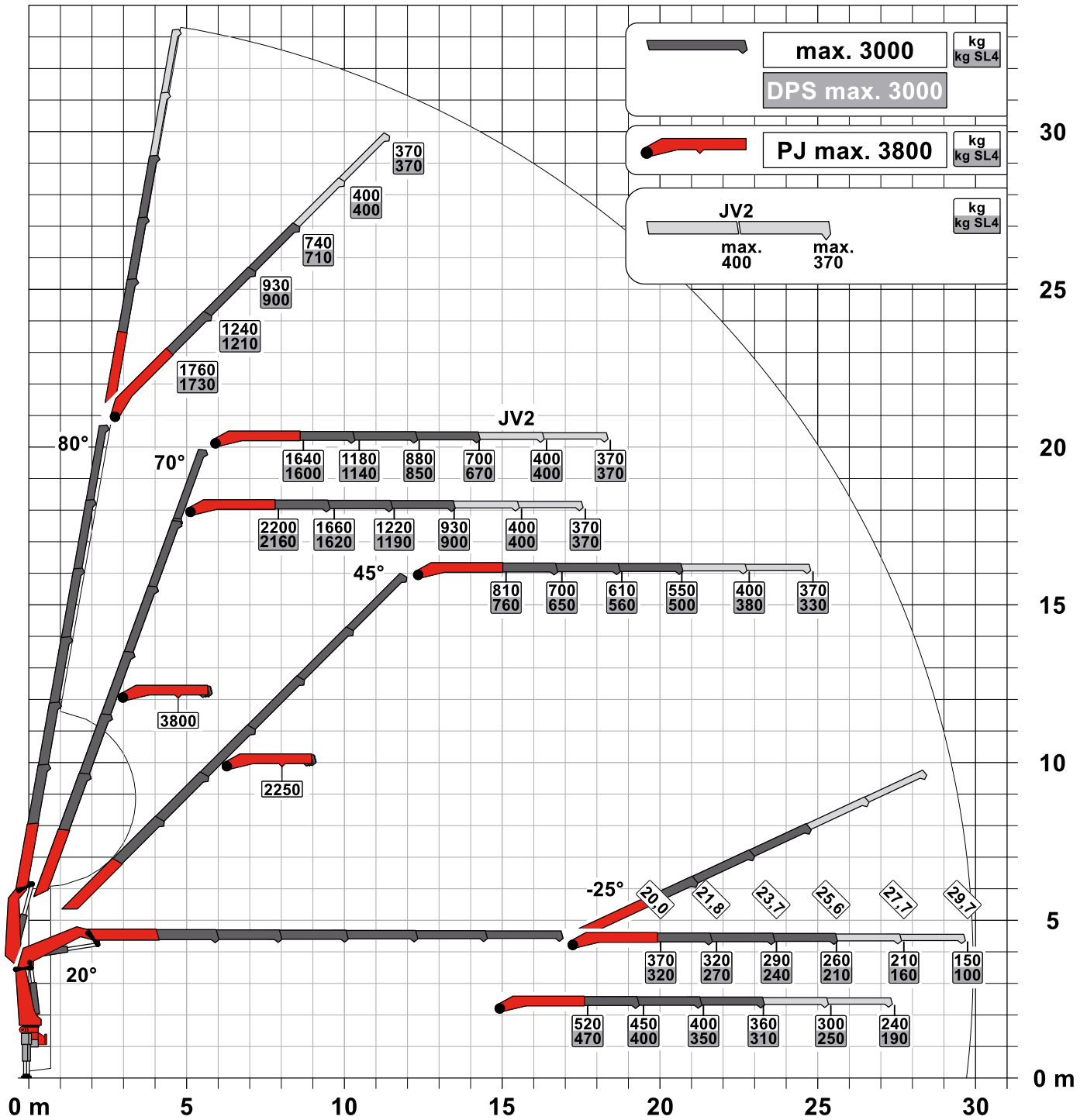
TEC 7

- Power Link Plus
- Paltronic
- S-HPLS
- PALcom P7
- Soft Stop
- Optional:
 - HPSC-Plus LOAD / GEOM / FSTAB
 - P-Fold
 - AOS
 - RTC
 - SRC
 - PJ075 with DPS-C
 - PJ090 with DPS-C
 - Rope Winch 2.5 t

STRONG WITH FLY JIB



29.502 TEC 7 € PJ075 BJV2 DPS-C



FIRST-RATE IN DESIGN AND PERFORMANCE

15 Highlights: TEC 5 and TEC 7



P-Profil

Rigid and light

The polygonal or drop-shaped P-Profile is especially rigid and simultaneously light weight design perfection.



Power Link Plus

High variety of uses

With the 15 degree reverse linkage system on the knuckle boom and the 25 degree reverse linkage system fly-jib, you can reach through low door openings and also work inside buildings. Heavy crane work – even in difficult conditions.



Oil bath

Optimum lubrication

The oil bath ensures permanent lubrication. This considerably reduces the maintenance requirements involved in lubricating the crane column and minimises friction.



HPSC-Plus*

Maximum utilization of the working range

The modular system HPSC-Plus offers three modules expanding HPSC. Thanks to load detection, length measurement system or stabilizer force detection, lifting capacity can be maximized.



S-HPLS

More lifting power when it counts


S-HPLS is one of the most important functions of the PALTRONIC. It is a fully automatic system for increasing lifting power. The lifting power and crane speed can be continuously adapted to suit requirements.



PALcom P7*

Communication with the operator

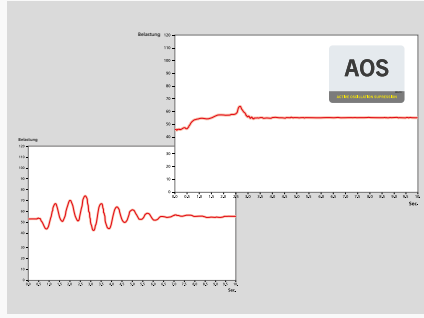
The new PALcom P7 features a modern, ergonomic design. The centrally located knob „PALdrive“ and a large colour display enables easy and safe operation.



Soft Stop function

Improved comfort and safety

The Soft Stop function is an electronic limit position damper. It causes gentle braking of all crane movements before the limit position is reached. Hence, jerky movements and load impacts can be avoided. The crane can be operated more gently and precisely.



AOS*

Maximum precision and safety

The active oscillation suppression system prevents „post-oscillation“ in the event of rapid braking or load changes. The stress peaks on the extension boom system are reduced and material fatigue and wear are minimized. This increases the resale value.



High Speed Extension

For efficient assignments


The High Speed Extension speeds up the extension boom system. Crane works faster and more efficiently. The system can be deactivated, for even more power in the extension cylinders.



Rope winch*

Additional possible applications

A 2.5 ton rope winch is available on the main boom or knuckle boom, featuring a high lifting capacity.



SRC and RTC*

More comfort in rope winch operation

SRC (Synchronised Rope Control) maintains a constant distance between the pulley head and the hook block, while RTC (Rope Tension Control) is automatically controlling the rope tension. Two systems, which are particularly valuable in terms of operator friendliness and efficiency of operations.



DPS-Plus / DPS-C

More efficient fly jib operation

The Dual Power System allows multiple uses of the crane both for large outreaches as well as for heavy load operation.



P-FOLD*

Perfect set-up by fingertip control

The new assistance system makes folding and unfolding an easy job for the crane operator. This significantly increases operator comfort and prevents costly damage.



Workman basket*

Maximised functionality

With the aid of the workman basket, additional duties like installation and maintenance work can be performed with the crane.



MEXT and WEIGH*

Systems for easy handling

MEXT includes mechanical extensions into the overload protection while WEIGH allows to weigh loads. The result: lower effort for the operator in daily working tasks.

KP-PK29/28/26002M1+EN

Cranes shown in the leaflet are partially optional equipped and do not always correspond to the standard version. Country-specific regulations must be observed. Dimensions may vary. Subject to technical changes, errors and translation mistakes.